




File was found and ready to download!
UPDATED 14 HOURS AGO

Fastest Source: [usenet.nl](#)

Click the **download** button and select one of the found cloud sources.

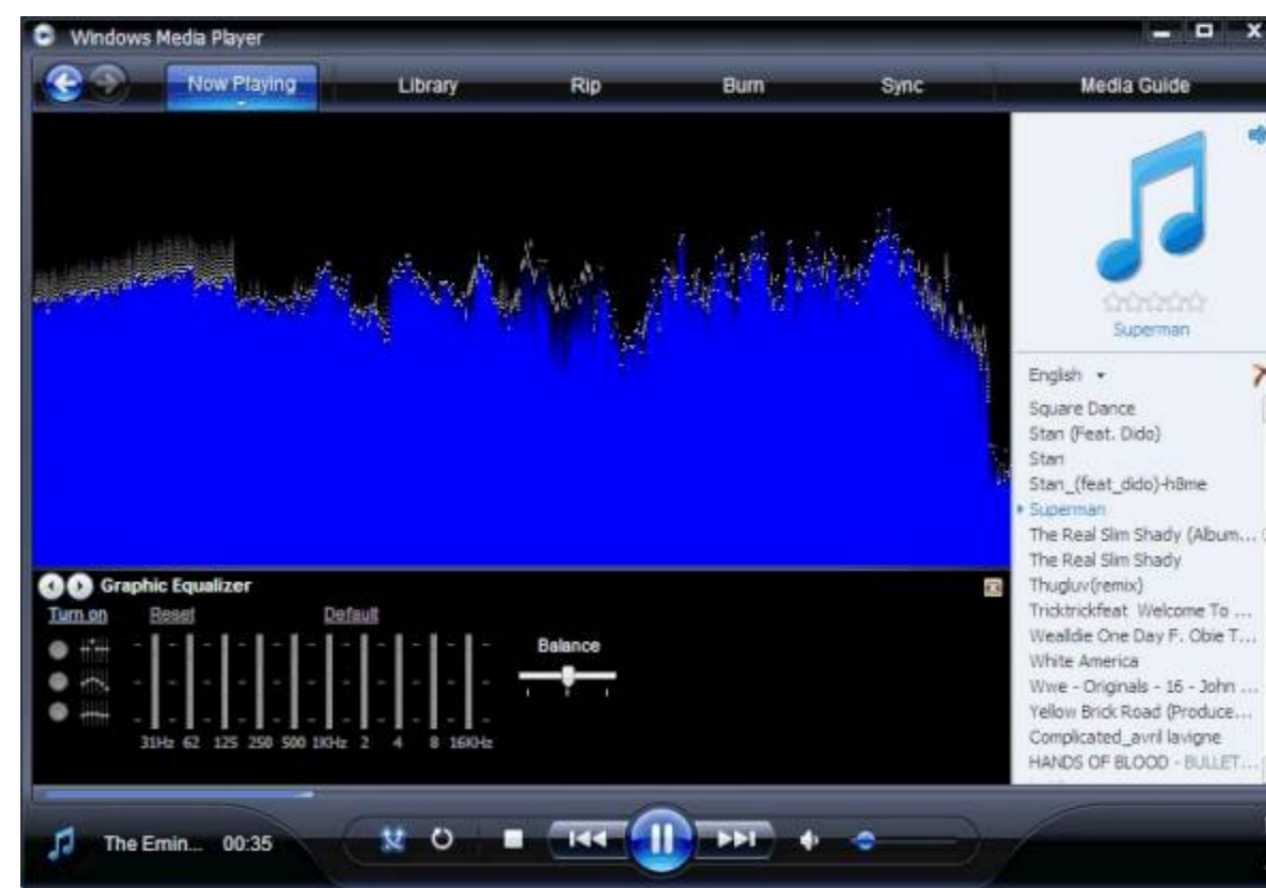
6.4  2865 VIEWS

[Download](#)   SECURE SCANNED

You need to [log in](#) before you can post comments.

[Navigation](#) [Registration](#) [FAQ](#)

[Upgrade Windows Media Player](#)






[Upgrade Windows Media Player](#)

File was found and ready to download!
UPDATED 14 HOURS AGO

Fastest Source: [usenet.nl](#)

Click the **download** button and select one of the found cloud sources.

6.4  2865 VIEWS

[Download](#)   SECURE SCANNED

You need to [log in](#) before you can post comments.

[Navigation](#) [Registration](#) [FAQ](#)

Step 5: Restart your computer > repeat Step 1 to Step 3 as above Turn Windows features on or off window > Media Features > check Windows Media Player > click Yes to confirm... Step 8:Troubleshoots the error > displays the error found This should solve your problem... Click Sites and then add these website addresses one at a time to the list: You can only add one address at a time and you must click Add after each one... Operating system/browser/Player version/How to get it/Windows 10/Windows Media Player 12 Learn more/Included in clean installs of Windows 10 as well as upgrades to Windows 10 from Windows 8... Scroll down and expand Media Features, clear the Windows Media Player check box, and click OK.

(If you've got a Mac, you can download Windows Media Components for QuickTime to play Windows Media files... Upgrade Windows Media Player Mp3Step 3: Next window > General tab > Startup type > Disabled > Apply > OK... For Windows 7 N or KN editions, get the Media Feature Pack Mac OS X/Windows Media Components for QuickTime... Jun 03, 2018 Unfortunately, Windows Media Player is not being actively maintained, so, it likely breaks with each feature update... Upgrade Windows Media Player 11Method 3: Using ServicesStep 1:Desktop > click Start button > search box > type Services > click on the result.

upgrade windows media player

upgrade windows media player, upgrade windows media player to play mp4, upgrade windows media player 12, upgrade windows media player for windows 7, upgrade windows media player windows 10, upgrade windows media player free, how do i upgrade windows media player, cara upgrade windows media player, cara upgrade windows media player terbaru, windows media player upgrade download, update windows media player codecs, update windows media player 7, can i update windows media player

I recommend you send in a bug report so the engineers are aware of what's happening each time this happens... Step 7: If any problem detected > two options > Apply this fix and Skip this fix > click on Apply this fix... To do that, select the Start button, then select Settings > Apps > Apps & features > Manage optional features > Add a feature > Windows Media Player, and select Install... 1 or Windows 7 In some editions of Windows 10, it's included as an optional feature that you can enable... However, the good news is, there are a couple of fixes to resolve this type of issue.

upgrade windows media player 12

I Pro, but doesn't include DVD playback Go to the DVD playback for Windows page to find out how to add DVD playback to Windows 8... Method 1: Using TroubleshooterStep 1: Click on the Start button > search box > type Control Panel > click on the result... Has your Windows Media Player in your Windows 10 stopped working or does it not play MP4 and DVD files anymore? Well, these are some of the common issues of the Windows Media Player reported by many Windows 10 users... In Internet Explorer, click Tools, and then click Internet Options On the Security tab, click the Trusted Sites icon... Step 6: Wait till it detects and finds any problems with the Windows Media Player.

upgrade windows media player windows 10

Step 4: Next > scroll down > click on the Windows Media Player Library Step 5: Next window > click Next... 1 For Windows Media Player 12 for Windows 8 1 N and KN editions, get the Media Feature Pack... Let's see how Microsoft Windows Media Player/Upgrade Windows Media Player 11/Upgrade Windows Media Player Mp4/Upgrade Windows Media Player For Windows 7/Microsoft Windows Media Player 10/Upgrade Windows Media Player To 12... However, if the problem persists, try Method 2 Method 2: Using FeaturesStep 1: Follow step 1 from Method 1... DVD playback isn't included Go to the DVD playback for Windows page to find out how to add DVD playback to Windows 10... Restart your device Windows Media Player should be uninstalled Repeat step 1 Oct 16, 2014 Read more: Learn how to update windows Media player manually and automatica. e10c415e6f